

Format of holding of specified securities

Annexure - I

1. Name of the Listed Entity : **LOGIC INFOTECH LIMITED**
2. Scrip Code : **LOGICINFO** /Name of Scrip : **LOGIC INFOTECH LIMITED** /Class of Security : Equity Shares
3. Share Holding Pattern Field under: Reg.31(1)(b)/Reg.31(1)(c)
 - a. If under 31(1)(b) then indicate the report for Quarter ending **31.12.2018**
4. Declaration: The Listed entity is required to submit the following declaration to the extent of submission of information:-

	Particulars	Yes*	No*
1.	Whether the Listed Entity has issued any partly paid up shares ?		No
2.	Whether the Listed Entity has issued any Convertible Securities or Warrants ?		No
3.	Whether the Listed Entity has any shares against which depository receipts are issued ?		No
4.	Whether the Listed Entity has any shares in locked-in ?		No
5.	Whether any shares held by promoters are pledge or otherwise encumbered ?		No

5. The tabular format for disclosure of holding of specified securities is as follows :-




Table I - Summary Statement holding of specified securities

Category (I)	Category of shareholder (II)	Nos. of shareholders (III)	No. of fully paid-up equity shares held (IV)	No. of partly paid-up equity shares held (V)	No. of shares underlying Depository Receipt (VI)	Total nos. shares held (VII) = (IV)+(V)+(VI)	Shareholding as a % of total no. of shares (calculated as per SCRR, 1957) (VIII) As a % of (A+B+C2)	Number of Voting Rights held in each class of securities (IX)			No. of Shares Underlying convertible securities (Including Warrants) (X)	Shareholding as a % assuming full conversion of convertible securities (as a percentage of diluted share capital) (XI)=(VII)+(X) as a % of (A+B+C)	Number of Locked in shares (XII)		Number of Shares pledged or otherwise encumbered (XIII)		Number of equity shares held in dematerialized form (XIV)	
								No. of Voting Rights					Total as a % of (A+B+C)	No. (a)	As a % of total Shares held (b)	No. (a)		As a % of total Shares held (b)
								Class eg: Eq.	Class eg:y	Total								
(A)	Promoter & Promoters Group	7	4530130			4530130	17.16	4530130	4530130	17.16							4530130	
(B)	Public	756	21864945			21864945	82.84	21864945	21864945	82.84							7563472	
(C)	Non Promoter-Non Public																	
(C1)	Shares underlying DRs																	
(C2)	Shares held by Employee Trust																	
	Total : =	763	26395075	0		26395075	100.00	26395075	26395075	100.00	0.00	100.00	0	0.00	0	0.00	12093602	
	Actual Holder->	764																





Table II - Statement showing shareholding pattern of the Promoter and Promoter Group

	Category & Name of shareholders (I)	PAN (II)	Nos. of shareholder s (III)	No. of fully paid-up equity shares held (IV)	No. of partly paid-up equity shares held (V)	Nos. of shares underlying Depository Receipt (VI)	Total nos. shares held (VII) = (IV)+(V)+(VI)	Shareholding % calculated as per SCRR, 1957 As a % of (A+B+C2) (VIII)	Number of Voting Rights held in each class of securities (IX)			No. of Shares Underlying Outstanding convertible securities (Including Warrants) (X)	Shareholding as a % assuming full conversion of convertible securities (as a percentage of diluted share capital) (XI) = (VII)+(X) as a % of (A+B+C)	Number of Locked in shares (XII)		Number of Shares pledged or otherwise encumbered (XIII)		Number of equity shares held in dematerialized form (XIV)	
									No. of Voting Rights					Total as a % of Total Voting rights	No. (a)	As a % of total Shares held (b)	No. (a)		As a % of total Shares held (b)
									Class (Eq.)	Class y	Total								
(1)	INDIAN :																		
(a)	Individuals / HUF		0	0	0	0	0	0.00	0	0	0	0.00	0	0.00	0	0.00	0	0.00	0
(b)	Central Govt./State Govt.(s)		0	0	0	0	0	0.00	0	0	0	0.00	0	0.00	0	0.00	0	0.00	0
(c)	Financial Institutions / Banks		0	0	0	0	0	0.00	0	0	0	0.00	0	0.00	0	0.00	0	0.00	0
(d)	Any Other (specify) Bodies Corporate																		
1	ARTILLEGENCE BIO-INNOVATIONS LTD	AAACI7359F		346660	0	0	346660	1.31	346660	0	346660	1.31	0	0.00	0	0.00	0	0.00	346660
2	VALANTINE FINEXIM PRIVATE LIMITED	AABCV6019Q		400000	0	0	400000	1.52	400000	0	400000	1.52	0	0.00	0	0.00	0	0.00	400000
3	RAMKRISHNA FINCAP LTD	AAACR2737C		400000	0	0	400000	1.52	400000	0	400000	1.52	0	0.00	0	0.00	0	0.00	400000
4	GANGA BUILDERS LTD.	AAACG9808K		480000	0	0	480000	1.82	480000	0	480000	1.82	0	0.00	0	0.00	0	0.00	480000
5	BHASKAR FUND MANAGEMENT LTD	AAACB3120E		542500	0	0	542500	2.06	542500	0	542500	2.06	0	0.00	0	0.00	0	0.00	542500
6	GROMORE FUND MANAGEMENT COMPANY LTD.	AAACG9919K		1080160	0	0	1080160	4.09	1080160	0	1080160	4.09	0	0.00	0	0.00	0	0.00	1080160
7	LAFFAN SOFTWARE LIMITED	AAACL9664Q		1280810	0	0	1280810	4.85	1280810	0	1280810	4.85	0	0.00	0	0.00	0	0.00	1280810
	TOTAL :===		7	4530130	0	0	4530130	17.16	4530130	0	4530130	17.16	0	0.00	0	0.00	0	0.00	4530130
	Mutual Fund		0	0	0	0	0	0.00	0	0	0	0.00	0	0.00	0	0.00	0	0.00	0
	Trust		0	0	0	0	0	0.00	0	0	0	0.00	0	0.00	0	0.00	0	0.00	0
	Others		0	0	0	0	0	0.00	0	0	0	0.00	0	0.00	0	0.00	0	0.00	0
	Sub Total (A)(1) :		7	4530130	0	0	4530130	17.16	4530130	0	4530130	17.16	0	0.00	0	0.00	0	0.00	4530130
(2)	FOREIGN :																		
(a)	NRI / Foreign Individuals		0	0	0	0	0	0.00	0	0	0	0.00	0	0.00	0	0.00	0	0.00	0
(b)	Foreign Govt.-Promoter		0	0	0	0	0	0.00	0	0	0	0.00	0	0.00	0	0.00	0	0.00	0
(c)	Foreign Inst. Invst.(FII)s		0	0	0	0	0	0.00	0	0	0	0.00	0	0.00	0	0.00	0	0.00	0
(d)	Foreign Portfolio Investor		0	0	0	0	0	0.00	0	0	0	0.00	0	0.00	0	0.00	0	0.00	0
(e)	Any Other (specify) Foreign Company Overseas Corporate Bodies Foreign Bank		0	0	0	0	0	0.00	0	0	0	0.00	0	0.00	0	0.00	0	0.00	0
	Sub Total (A)(2) :		0	0	0	0	0	0.00	0	0	0	0.00	0	0.00	0	0.00	0	0.00	0
	Total Shareholding of Promoter and Promoter Group.(A) = (A)(1) + (A)(2) :		7	4530130	0	0	4530130	17.16	4530130	0	4530130	17.16	0	0.00	0	0.00	0	0.00	4530130



23	ANIL KR MUNDHRA			48400	0	0	48400	0.18	48400	0	48400	0.18	0	0.18	0	0.00		0	
24	RAMESH V SHAH	AADHS6368C		50000	0	0	50000	0.19	50000	0	50000	0.19	0	0.19	0	0.00		50000	
25	KALPANABEN RAMESHCHANDRA SHAH	ABOP55437J		50000	0	0	50000	0.19	50000	0	50000	0.19	0	0.19	0	0.00		50000	
26	REENA AGRAWAL	ACIPA2186P		50000	0	0	50000	0.19	50000	0	50000	0.19	0	0.19	0	0.00		50000	
27	BAJRANGLAL AGRAWAL	ACIPA4123E		50000	0	0	50000	0.19	50000	0	50000	0.19	0	0.19	0	0.00		50000	
28	MADHU AGRAWAL	ACJPA2832P		50000	0	0	50000	0.19	50000	0	50000	0.19	0	0.19	0	0.00		50000	
29	PRABHU DAYAL SIOTIA	AGBPS9661A		54000	0	0	54000	0.20	54000	0	54000	0.20	0	0.20	0	0.00		54000	
30	MAHESH MATHURADAS AHUJA	ADIPA7408F		60100	0	0	60100	0.23	60100	0	60100	0.23	0	0.23	0	0.00		60100	
31	SURESH AGRAWAL	ACIPA2097B		62500	0	0	62500	0.24	62500	0	62500	0.24	0	0.24	0	0.00		62500	
32	HANUMAN PRASAD AGRAWAL	ACIPA2185Q		62500	0	0	62500	0.24	62500	0	62500	0.24	0	0.24	0	0.00		62500	
33	GOPAL PRASAD AGRAWAL	ACIPA2188D		62500	0	0	62500	0.24	62500	0	62500	0.24	0	0.24	0	0.00		62500	
34	NISHA AGRAWAL	ACIPA2189C		62500	0	0	62500	0.24	62500	0	62500	0.24	0	0.24	0	0.00		62500	
35	DINESH AGRAWAL	AFHPA2667P		62500	0	0	62500	0.24	62500	0	62500	0.24	0	0.24	0	0.00		62500	
36	PUNEET PAWAN ARYA	ADYPA7874M		66700	0	0	66700	0.25	66700	0	66700	0.25	0	0.25	0	0.00		66700	
37	POONAM PAWAN ARYA	ADDDPA4032C		67000	0	0	67000	0.25	67000	0	67000	0.25	0	0.25	0	0.00		67000	
38	RAVI MANIRAM ARYA	AADPA7751M		68000	0	0	68000	0.26	68000	0	68000	0.26	0	0.26	0	0.00		68000	
39	PAWAN KUMAR ARYA	AADPA7839A		68000	0	0	68000	0.26	68000	0	68000	0.26	0	0.26	0	0.00		68000	
40	SUSHMA RAVINDRA ARYA	ADIPA5998A		69400	0	0	69400	0.26	69400	0	69400	0.26	0	0.26	0	0.00		69400	
41	NAKUL ARYA	ADEPA4689A		69800	0	0	69800	0.26	69800	0	69800	0.26	0	0.26	0	0.00		69800	
42	O P AGRAWAL	ACIPA3823H		70000	0	0	70000	0.27	70000	0	70000	0.27	0	0.27	0	0.00		70000	
43	RAJ DEVI AGRAWAL	ACIPA3824A		72000	0	0	72000	0.27	72000	0	72000	0.27	0	0.27	0	0.00		72000	
44	SARITA DEVI AGRAWAL	ACIPA4128R		75000	0	0	75000	0.28	75000	0	75000	0.28	0	0.28	0	0.00		75000	
45	CHITTARANJAN MONDAL			85000	0	0	85000	0.32	85000	0	85000	0.32	0	0.32	0	0.00		0	
46	SUBHASREE SENGUPTA			100250	0	0	100250	0.38	100250	0	100250	0.38	0	0.38	0	0.00		0	
47	JAYANTI MITRA			100695	0	0	100695	0.38	100695	0	100695	0.38	0	0.38	0	0.00		0	
48	ASHOK KUMAR CHHAJER	ACTPC0205E		101220	0	0	101220	0.38	101220	0	101220	0.38	0	0.38	0	0.00		101220	
49	SHIV SHANKAR PUROHIT			102000	0	0	102000	0.39	102000	0	102000	0.39	0	0.39	0	0.00		0	
50	MONITA BOSE			105000	0	0	105000	0.40	105000	0	105000	0.40	0	0.40	0	0.00		0	
51	GAUTAM RAY			105000	0	0	105000	0.40	105000	0	105000	0.40	0	0.40	0	0.00		0	
52	ANAMIKA BASU			105000	0	0	105000	0.40	105000	0	105000	0.40	0	0.40	0	0.00		0	
53	PIYA SARKAR			105000	0	0	105000	0.40	105000	0	105000	0.40	0	0.40	0	0.00		0	
54	SUCHARITA SENGUPTA			105000	0	0	105000	0.40	105000	0	105000	0.40	0	0.40	0	0.00		0	
55	JOYEE GHOSH PRASAD			105000	0	0	105000	0.40	105000	0	105000	0.40	0	0.40	0	0.00		0	
56	BUDDHADEB SAHA			105000	0	0	105000	0.40	105000	0	105000	0.40	0	0.40	0	0.00		0	
57	SURJEET BANSAL			110000	0	0	110000	0.42	110000	0	110000	0.42	0	0.42	0	0.00		0	
58	AMIT KHUARANA			110000	0	0	110000	0.42	110000	0	110000	0.42	0	0.42	0	0.00		0	
59	KAUSHIK BANERJEE			110000	0	0	110000	0.42	110000	0	110000	0.42	0	0.42	0	0.00		0	
60	MANOJ KUMAR PRADHAN			115000	0	0	115000	0.44	115000	0	115000	0.44	0	0.44	0	0.00		0	
61	VINOD KUMAR SINGH			115000	0	0	115000	0.44	115000	0	115000	0.44	0	0.44	0	0.00		0	
62	N P AGRAWAL	ACIPA2187N		125000	0	0	125000	0.47	125000	0	125000	0.47	0	0.47	0	0.00		125000	
63	SHREE R. K. TRADING CO.			135000	0	0	135000	0.51	135000	0	135000	0.51	0	0.51	0	0.00		0	
64	KANCHAN DEVI DHANUKA	AGHPD1005F		140000	0	0	140000	0.53	140000	0	140000	0.53	0	0.53	0	0.00		140000	
65	MAHESH KUMAR MITTAL	AJFPM3279B		549750	0	0	549750	2.08	549750	0	549750	2.08	0	2.08	0	0.00		549750	
	TOTAL :===			65	4804415	0	0	4804415	18.20	4804415	0	4804415	18.20	0	18.20	0	0.00		2898270
(b)	NBFCs registered with RBI			0	0	0	0	0.00	0	0	0	0.00	0	0.00	0	0.00		0	
(c)	Employee Trusts			0	0	0	0	0.00	0	0	0	0.00	0	0.00	0	0.00		0	
(d)	Overseas Depositories (holding DRs) (balancing figure)			0	0	0	0	0.00	0	0	0	0.00	0	0.00	0	0.00		0	
(e)	Any Other (specify) :																		
	Bodies Corporate																		
	i) Holding 1% and above :																		
1	RIDHI SIDHI PORTFOLIO FUND LTD			300000	0	0	300000	1.14	300000	0	300000	1.14	0	1.14	0	0.00		0	
2	ANSHUMAN SECURITIES LIMITED			300000	0	0	300000	1.14	300000	0	300000	1.14	0	1.14	0	0.00		0	
3	STOCKNET INTERNATIONAL LTD.			315400	0	0	315400	1.19	315400	0	315400	1.19	0	1.19	0	0.00		0	
4	NEW OUTLOOK SECURITIES LIMITED	AABCN6529M		336500	0	0	336500	1.27	336500	0	336500	1.27	0	1.27	0	0.00		336500	
5	KIRTI ELECTRO SYSTEMS (P) LTD.	AACCK0083G		401075	0	0	401075	1.52	401075	0	401075	1.52	0	1.52	0	0.00		401075	
6	MADHAVILATA GRANITE (I) LTD.			453750	0	0	453750	1.72	453750	0	453750	1.72	0	1.72	0	0.00		0	
7	MANISHA TIE-UP PVT.LTD.			570000	0	0	570000	2.16	570000	0	570000	2.16	0	2.16	0	0.00		0	
8	KESHAV BUSINESS LTD.			600000	0	0	600000	2.27	600000	0	600000	2.27	0	2.27	0	0.00		0	
9	PRUDENTIAL SERVICES PVT.LTD.			600000	0	0	600000	2.27	600000	0	600000	2.27	0	2.27	0	0.00		0	
10	JAGDISHWAR PHARMA.WORKS LTD.			600000	0	0	600000	2.27	600000	0	600000	2.27	0	2.27	0	0.00		0	
11	VISUDH OIL PVT.LTD.			670000	0	0	670000	2.54	670000	0	670000	2.54	0	2.54	0	0.00		0	
12	NOVELTY TRADERS LIMITED	AABCN8817E		730000	0	0	730000	2.77	730000	0	730000	2.77	0	2.77	0	0.00		730000	
13	N. E. ELECTRONICS LIMITED	AAACN6695B		745000	0	0	745000	2.82	745000	0	745000	2.82	0	2.82	0	0.00		745000	
14	TRICON BUSINESS PVT.LTD.			820000	0	0	820000	3.11	820000	0	820000	3.11	0	3.11	0	0.00		0	
15	IMPALA INDUSTRIAL ENT. LTD.			890000	0	0	890000	3.37	890000	0	890000	3.37	0	3.37	0	0.00		0	
16	OPTREX FINEXIM PVT.LTD.			928750	0	0	928750	3.52	928750	0	928750	3.52	0	3.52	0	0.00		0	
17	NISKAM PROJECTS PVT.LTD.			950000	0	0	950000	3.60	950000	0	950000	3.60	0	3.60	0	0.00		0	
18	MUKTAMANI FINCO LIMITED	AADCM3379E		1000000	0	0	1000000	3.79	1000000	0	1000000	3.79	0	3.79	0	0.00		1000000	

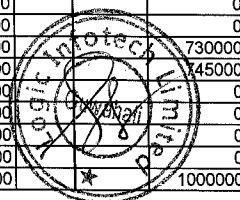


Table IV - Statement showing shareholding pattern of the Non Promoter - Non Public shareholder

	Category & Name of shareholders (I)	PAN (II)	Nos. of shareholders (III)	No. of fully paid up equity shares held (IV)	No. of partly paid-up equity shares held (V)	Nos. of shares underlying Depository Receipt (VI)	Total nos. shares held (VII) = (IV)+(V)+(VI)	Shareholding % calculated as per SCRR, 1957 As a % of (A+B+C2) (VIII)	Number of Voting Rights held in each class of securities (IX)			No. of Shares Underlying Outstanding convertible securities (Including Warrants) (X)	Shareholding as a % assuming full conversion of convertible securities (as a percentage of diluted share capital) (XI)= (VII)+(X) as a % of (A+B+C)	Number of Locked in shares (XII)		Number of Shares pledged or otherwise encumbered (XIII)		Number of equity shares held in dematerialized form (XIV)	
									No. of Voting Rights					Total as a % of Total Voting rights	No. (a)	As a % of total Shares held (b)	No. (a)		As a % of total Shares held (b)
									Class (Eq.)	Class y	Total								
(1)	Custodian.DR Holder																		
(2)	Employee Benefit Trust (under SEBI (share based Employee Benefit) Regulations, 2014																		
	Total Non-Promoter - Non-Public Shareholding (C)=(C)(1)+(C)(2)																		

