

Format of holding of specified securities

Annexure - I

1. Name of the Listed Entity : **LOGIC INFOTECH LIMITED**
2. Scrip Code : LOGICINFO /Name of Scrip LOGIC INFOTECH LIMITED/Class of Security : Equity Shares
3. Share Holding Pattern Field under: Reg.31(1)(b)/Reg.31(1)(c)
 - a. If under 31(1)(b) then indicate the report for Quarter ending **31.03.2020**
4. Declaration: The Listed entity is required to submit the following declaration to the extent of submission of information:-

Particulars	Yes*	No*
1. Whether the Listed Entity has issued any partly paid up shares ?		No
2. Whether the Listed Entity has issued any Convertible Securities or Warrants ?		No
3. Whether the Listed Entity has any shares against which depository receipts are issued ?		No
4. Whether the Listed Entity has any shares in locked-in ?		No
5. Whether any shares held by promoters are pledge or otherwise encumbered ?		No

5. The tabular format for disclosure of holding of specified securities is as follows :-




Table I - Summary Statement holding of specified securities

Category (i)	Category of shareholder (ii)	Nos. of shareholders (iii)	No. of fully paid-up equity shares held (iv)	No. of partly paid-up equity shares held (v)	No. of shares underlying Depository Receipt (vi)	Total nos. shares held (vii) = (iv)+(v)+(vi)	Shareholding as a % of total no. of shares (calculated as per SCRR, 1957) (viii) As a % of (A+B+C2)	Number of Voting Rights held in each class of securities (ix)			Total as a % of (A+B+C)	No. of Shares Underlying convertible securities (including Warrants) (x)	Shareholding as a % assuming full convertible securities (as a diluted share capital) (xi) = (vii)+(x) as a % of (A+B+C)	Number of Locked in shares (xii)		Number of Shares pledged or otherwise encumbered (xiii)		Number of equity shares held in dematerialized form (xiv)
								Class eg: Eq.	Class eg:y	Total				No. (a)	As a % of total Shares held (b)	No. (a)	As a % of total Shares held (b)	
(A)	Promoter & Promoters Group	7	4530130.00			4530130.00	17.16	4530130.00		17.16	17.16						4530130.00	
(B)	Public	239	21864945.00			21864945.00	82.84	21864945.00		82.84	82.84						7963472.00	
(C)	Non Promoter-Non Public																	
(C1)	Shares underlying DRs																	
(C2)	Shares held by Employee Trust																	
	Total :=	246	26395075.00	0.00		26395075.00	100.00	26395075.00		100.00	100.00	0.00	0.00	0.00	0.00	0.00	12093602.00	



Table II - Statement showing shareholding pattern of the Promoter and Promoter Group

(1)	(i) Category & Name of shareholders	(ii) PAN	(iii) Nos. of shareholders	(iv) No. of fully paid-up equity shares held	(v) No. of partly paid-up equity shares held	(vi) Nos. of shares underlying Depository Receipt	(vii) Total nos. shares held (VII) = (IV)+(V)+(VI)	(viii) Shareholding % calculated as per SCRR, 1957 As a % of (A+B+C2)	(ix) Number of Voting Rights held in each class of securities			(x) No. of Shares Underlying convertible securities (including Warrants)	(xi) Shareholding as a % assuming full conversion of convertible securities (as a percentage of diluted share capital) (XI) = (VII)+(X) as a % of (A+B+C)	(xii) Number of Locked in shares		(xiii) Number of Shares pledged or otherwise encumbered		(xiv) Number of equity shares held in dematerialized form (XIV)	
									(x) No. of Voting Rights					Total as a % of Total Voting rights	No. (a)	As a % of total Shares held (b)	No. (a)		As a % of total Shares held (b)
									(xi) Class	(xii) Class	(xiii) Total								
(1)	INDIAN :																		
(a)	Individuals / HUF		0.00	0.00	0.00	0.00	0.00	0.00	0.00	0.00	0.00	0.00	0.00	0.00	0.00	0.00	0.00	0.00	
(b)	Central Govt./State Govt.(s)		0.00	0.00	0.00	0.00	0.00	0.00	0.00	0.00	0.00	0.00	0.00	0.00	0.00	0.00	0.00	0.00	
(c)	Financial Institutions / Banks		0.00	0.00	0.00	0.00	0.00	0.00	0.00	0.00	0.00	0.00	0.00	0.00	0.00	0.00	0.00	0.00	
(d)	Any Other (specify)																		
(e)	Bodies Corporate																		
1	ARTILLEGENCE BIC-INNOVATIONS LTD	AAAC17359F		346660.00	0.00	0.00	346660.00	1.31	346660.00	0.00	346660.00	1.31	0.00	0.00	0.00	0.00	0.00	346660.00	
2	VALANTINE FINEXIM PRIVATE LIMITED	AAABC60190		400000.00	0.00	0.00	400000.00	1.52	400000.00	0.00	400000.00	1.52	0.00	0.00	0.00	0.00	0.00	400000.00	
3	RAMKRISHNA FINCAP LTD	AACR2737C		400000.00	0.00	0.00	400000.00	1.52	400000.00	0.00	400000.00	1.52	0.00	0.00	0.00	0.00	0.00	400000.00	
4	GANGA BUILDERS LTD.	AAACG9808K		480000.00	0.00	0.00	480000.00	1.82	480000.00	0.00	480000.00	1.82	0.00	0.00	0.00	0.00	0.00	480000.00	
5	BHASKAR FUND MANAGEMENT LTD	AAACB3120E		542500.00	0.00	0.00	542500.00	2.06	542500.00	0.00	542500.00	2.06	0.00	0.00	0.00	0.00	0.00	542500.00	
6	GROMORE FUND MANAGEMENT COMPANY LTD.	AAACG9819K		1080160.00	0.00	0.00	1080160.00	4.09	1080160.00	0.00	1080160.00	4.09	0.00	0.00	0.00	0.00	0.00	1080160.00	
7	LAFFAN SOFTWARE LIMITED	AAACL6664Q		1280810.00	0.00	0.00	1280810.00	4.85	1280810.00	0.00	1280810.00	4.85	0.00	0.00	0.00	0.00	0.00	1280810.00	
	TOTAL :==		7.00	4530130.00	0.00	0.00	4530130.00	17.16	4530130.00	0.00	4530130.00	17.16	0.00	0.00	0.00	0.00	0.00	4530130.00	
	Mutual Fund		0.00	0.00	0.00	0.00	0.00	0.00	0.00	0.00	0.00	0.00	0.00	0.00	0.00	0.00	0.00	0.00	
	Trust		0.00	0.00	0.00	0.00	0.00	0.00	0.00	0.00	0.00	0.00	0.00	0.00	0.00	0.00	0.00	0.00	
	Others		0.00	0.00	0.00	0.00	0.00	0.00	0.00	0.00	0.00	0.00	0.00	0.00	0.00	0.00	0.00	0.00	
	Sub Total (A)(1) :		7.00	4530130.00	0.00	0.00	4530130.00	17.16	4530130.00	0.00	4530130.00	17.16	0.00	0.00	0.00	0.00	0.00	4530130.00	
(2)	FOREIGN :																		
(a)	NRI / Foreign Individuals		0.00	0.00	0.00	0.00	0.00	0.00	0.00	0.00	0.00	0.00	0.00	0.00	0.00	0.00	0.00	0.00	
(b)	Foreign Govt.-Promoter		0.00	0.00	0.00	0.00	0.00	0.00	0.00	0.00	0.00	0.00	0.00	0.00	0.00	0.00	0.00	0.00	
(c)	Foreign Inst./Invst.(FII)s		0.00	0.00	0.00	0.00	0.00	0.00	0.00	0.00	0.00	0.00	0.00	0.00	0.00	0.00	0.00	0.00	
(d)	Foreign Portfolio Investor		0.00	0.00	0.00	0.00	0.00	0.00	0.00	0.00	0.00	0.00	0.00	0.00	0.00	0.00	0.00	0.00	
(e)	Any Other (specify)																		
	Foreign Company		0.00	0.00	0.00	0.00	0.00	0.00	0.00	0.00	0.00	0.00	0.00	0.00	0.00	0.00	0.00	0.00	
	Overseas Corporate Bodies		0.00	0.00	0.00	0.00	0.00	0.00	0.00	0.00	0.00	0.00	0.00	0.00	0.00	0.00	0.00	0.00	
	Foreign Bank		0.00	0.00	0.00	0.00	0.00	0.00	0.00	0.00	0.00	0.00	0.00	0.00	0.00	0.00	0.00	0.00	
	Sub Total (A)(2) :		0.00	0.00	0.00	0.00	0.00	0.00	0.00	0.00	0.00	0.00	0.00	0.00	0.00	0.00	0.00	0.00	
	Total Shareholding of Promoter and Promoter Group.(A) = (A)(1) + (A)(2)		7.00	4530130.00	0.00	0.00	4530130.00	17.16	4530130.00	0.00	4530130.00	17.16	0.00	0.00	0.00	0.00	0.00	4530130.00	





Table III - Statement showing shareholding pattern of the Public shareholder

Category & Name of shareholders (i)	PAN (ii)	Nos. of shareholders (iii)	No. of fully paid-up equity shares held (iv)	No. of partly paid-up equity shares held (v)	Nos. of shares underlying Depository Receipt (vi)	Total nos. shares held (vii) = (iv)+(v)+(vi)	Shareholding % calculated as per SCRR, 1957 (A+B+C2) (viii)	Number of Voting Rights held in each class of securities (ix)			No. of Outstanding convertible securities (including Warrants) (x)	Shareholding as a % assuming full conversion of convertible securities (as a percentage of diluted share capital) (xi) = (vii)+(x) as a % of (A+B+C)	Number of Locked in shares (xii)		Number of Shares pledged or otherwise encumbered (a)	As a % of total Shares held (b)	Number of equity shares held in dematerialized form (xiv)	
								Class (Eq.)	Class y	Total			No.	As a % of total Shares held (b)				
																		Total as a % of Total Voting Rights
(1) Institutions :																		
(a) Mutual Funds / UTI																		
(b) Venture Capital Funds																		
(c) Alternate Investment Fund																		
(d) Foreign Venture Capital Investor																		
(e) Foreign Portfolio Investor																		
(f) Financial Institutions/Banks																		
1 CANARA BANK-NEW DELHI	AAACC6106G		20000.00		0.00	20000.00	0.08						0.00					
TOTAL :===		1.00	20000.00		0.00	20000.00	0.08						0.00				20000.00	
(g) Insurance Companies																		
(h) Provident Funds/Pension Funds																		
(i) Any Other (Specify)																		
Foreign Inst.Invst.(Fis)																		
Sub Total (B)(1) :		1.00	20000.00		0.00	20000.00	0.08						0.00				20000.00	
(2) Central Govt./State Govt./President of India																		
Sub Total (B)(2) :		0.00	0.00		0.00	0.00	0.00						0.00				0.00	
(3) Non-institutions :																		
(a) Individuals -																		
i) Indv.shareholders holding nominal share capital upto Rs. 2 Lakh.																		
140.00		140.00	1424897.00		0.00	1424897.00	5.40						0.00				1033387.00	
TOTAL :===		140.00	1424897.00		0.00	1424897.00	5.40						0.00				1033387.00	
iii) Indv.shareholders holding nominal share capital in excess of Rs. 2 Lakh.																		
1 BAJRANG LAL AGRAWAL	AAEHB2338A		25000.00		0.00	25000.00	0.09						0.00				25000.00	
2 VANDANABEN DEEPAKRAJ MEHTA	ACUPM6669B		25000.00		0.00	25000.00	0.09						0.00				25000.00	
3 DEEPAKKUMAR UMEDCHAND MEHTA	ADZPMF2172-P		25000.00		0.00	25000.00	0.09						0.00				25000.00	
4 VINAY AGRAWAL	AGVPA8147M		25000.00		0.00	25000.00	0.09						0.00				25000.00	
5 DARSHAK RAMESHCHANDRA SHAH	AGYPS8543E		25000.00		0.00	25000.00	0.09						0.00				25000.00	
6 RAMESHCHANDRA VINAYCHAND SHAH	AJBPS3136R		25000.00		0.00	25000.00	0.09						0.00				25000.00	
7 KUMAR AGRAWAL	ACAPS6248Q		25000.00		0.00	25000.00	0.09						0.00				25000.00	
8 INDERPALSINGH HARPAL SINGH SAHNI	ACFFM2817E		26700.00		0.00	26700.00	0.10						0.00				26700.00	
9 NARENDRAKUMAR UMEDCHAND MEHTA	AHMPM1325M		26700.00		0.00	26700.00	0.10						0.00				26700.00	
10 JYOTI NARENDRA MEHTA	AADHJ0749M		30000.00		0.00	30000.00	0.11						0.00				30000.00	
11 JAGDISH PRASAD AGRAWAL-KARTAJ (J AGRAWAL HUF)	ACIPA4192K		30000.00		0.00	30000.00	0.11						0.00				30000.00	
12 ALOK KUMAR AGRAWAL	DMYPS8638P		34200.00		0.00	34200.00	0.13						0.00				34200.00	
13 SHAMINI	ALDPA3126C		36265.00		0.00	36265.00	0.14						0.00				36265.00	
14 VAIBHAV VASHISHT	ADVPA6220E		37500.00		0.00	37500.00	0.14						0.00				37500.00	
15 SIDDHARTH AGRAWAL	AJRPAA0908P		37500.00		0.00	37500.00	0.14						0.00				37500.00	
16 ABHISHEK AGRAWAL	AEXPA4808F		38200.00		0.00	38200.00	0.14						0.00				38200.00	
17 NISHA AGRAWAL	ACKPC6176D		40000.00		0.00	40000.00	0.15						0.00				40000.00	
18 SUSHMA CHHAJER	ADMPM4506E		41400.00		0.00	41400.00	0.16						0.00				41400.00	
19 CHAND RATAN MODI	BMSPK6709E		41500.00		0.00	41500.00	0.16						0.00				41500.00	
20 ANITA KARKI	BGKPS6778N		42100.00		0.00	42100.00	0.16						0.00				42100.00	
21 ANUJA A SOMANY	BRMPK3538P		42500.00		0.00	42500.00	0.16						0.00				42500.00	
22 KAVITA	ACIPA4122F		42500.00		0.00	42500.00	0.16						0.00				42500.00	
23 SITA DEVI AGRAWAL	ACIPA4191L		42500.00		0.00	42500.00	0.16						0.00				42500.00	
24 AMIT KUMAR AGRAWAL	ACIPA4121G		47500.00		0.00	47500.00	0.18						0.00				47500.00	
25 JAGDISH PRASAD AGRAWAL	AHMPK4222D		49100.00		0.00	49100.00	0.19						0.00				49100.00	
26 SANTOSH KARKI	AADHS6366C		50000.00		0.00	50000.00	0.19						0.00				50000.00	
27 RAMESH V SHAH																		50000.00



Category & Name of shareholders (i)	PAN (ii)	Nos. of shareholders (iii)	No. of fully paid up equity shares held (iv)	No. of partly paid-up equity shares held (v)	Nos. of shares underlying Depository Receipt (vi)	Total shares held (vii) = (iv)+(v)+(vi)	Shareholding g % calculated as per SCRR, 1957 (A+B+C2) (viii)	Number of Voting Rights held in each class of securities (ix)			No. of Shares Underlying convertible securities (including Warrants) (x)	Shareholding as a % assuming full conversion of convertible securities (as a percentage of diluted share capital) (vii)+(x) as a % of (A+B+C)	Number of Locked in shares (xii)		Number of Shares pledged or otherwise encumbered (xi)		Number of equity shares held in dematerialized form (xiv)
								Total		As a % of total Shares held (b)			No. (a)	As a % of total Shares held (b)	No. (e)	As a % of total Shares held (b)	
								Class (Eq.)	Class y								
28 KALPANABEN RAMESHCANDRA SHAH	ABOPSS437J		50000.00	0.00	0.00	50000.00	0.19	50000.00	0.00	0.19	0.00	0.00	0.00	0.00	0.00	50000.00	
29 BEENA AGRAWAL	ACIPAZ186P		50000.00	0.00	0.00	50000.00	0.19	50000.00	0.00	0.19	0.00	0.00	0.00	0.00	0.00	50000.00	
30 RAJANGLAL AGRAWAL	ACIPAZ123E		50000.00	0.00	0.00	50000.00	0.19	50000.00	0.00	0.19	0.00	0.00	0.00	0.00	0.00	50000.00	
31 MADHU AGRAWAL	ACJPAZ832P		50000.00	0.00	0.00	50000.00	0.19	50000.00	0.00	0.19	0.00	0.00	0.00	0.00	0.00	50000.00	
32 PRABHU DAYAL SIOTIA	AGBP59661A		54000.00	0.00	0.00	54000.00	0.20	54000.00	0.00	0.20	0.00	0.00	0.00	0.00	0.00	54000.00	
33 MAHESH MATHURADAS AHLUJA	ADIPAZ408F		60100.00	0.00	0.00	60100.00	0.23	60100.00	0.00	0.23	0.00	0.00	0.00	0.00	0.00	60100.00	
34 SANJAY KUMAR PATNAK	AMBP8453C		61000.00	0.00	0.00	61000.00	0.23	61000.00	0.00	0.23	0.00	0.00	0.00	0.00	0.00	61000.00	
35 SURESH AGRAWAL	ACIPAZ097B		62500.00	0.00	0.00	62500.00	0.24	62500.00	0.00	0.24	0.00	0.00	0.00	0.00	0.00	62500.00	
36 HANUJMAN PRASAD AGRAWAL	ACIPAZ185G		62500.00	0.00	0.00	62500.00	0.24	62500.00	0.00	0.24	0.00	0.00	0.00	0.00	0.00	62500.00	
37 GOPAL PRASAD AGRAWAL	ACIPAZ188D		62500.00	0.00	0.00	62500.00	0.24	62500.00	0.00	0.24	0.00	0.00	0.00	0.00	0.00	62500.00	
38 NISHA AGRAWAL	ACIPAZ189C		62500.00	0.00	0.00	62500.00	0.24	62500.00	0.00	0.24	0.00	0.00	0.00	0.00	0.00	62500.00	
39 DINESH AGRAWAL	AHPAZ667P		66700.00	0.00	0.00	66700.00	0.25	66700.00	0.00	0.25	0.00	0.00	0.00	0.00	0.00	66700.00	
40 PUNEET PAWAN ARYA	ADYPAZ787M		67000.00	0.00	0.00	67000.00	0.25	67000.00	0.00	0.25	0.00	0.00	0.00	0.00	0.00	67000.00	
41 POONAM PAWAN ARYA	ADDPAA032C		67000.00	0.00	0.00	67000.00	0.25	67000.00	0.00	0.25	0.00	0.00	0.00	0.00	0.00	67000.00	
42 RAVI MANIRAM ARYA	AADPAZ751M		68000.00	0.00	0.00	68000.00	0.26	68000.00	0.00	0.26	0.00	0.00	0.00	0.00	0.00	68000.00	
43 PAWAN KUMAR ARYA	AADPAZ839A		68000.00	0.00	0.00	68000.00	0.26	68000.00	0.00	0.26	0.00	0.00	0.00	0.00	0.00	68000.00	
44 SUSHMA RAVINDRA ARYA	ADIPA5989A		69400.00	0.00	0.00	69400.00	0.26	69400.00	0.00	0.26	0.00	0.00	0.00	0.00	0.00	69400.00	
45 NAKUL ARYA	ADIPA3823H		69800.00	0.00	0.00	69800.00	0.26	69800.00	0.00	0.26	0.00	0.00	0.00	0.00	0.00	69800.00	
46 O P AGRAWAL	ACIPA3823H		70000.00	0.00	0.00	70000.00	0.27	70000.00	0.00	0.27	0.00	0.00	0.00	0.00	0.00	70000.00	
47 RAJ DEVI AGRAWAL	ACIPA3824A		72000.00	0.00	0.00	72000.00	0.27	72000.00	0.00	0.27	0.00	0.00	0.00	0.00	0.00	72000.00	
48 SARITA DEVI AGRAWAL	ACIPAZ128R		75000.00	0.00	0.00	75000.00	0.28	75000.00	0.00	0.28	0.00	0.00	0.00	0.00	0.00	75000.00	
49 ROHIT SHARMA	CJEP50474B		90100.00	0.00	0.00	90100.00	0.34	90100.00	0.00	0.34	0.00	0.00	0.00	0.00	0.00	90100.00	
50 RISHABH SHARMA	CXUP50935B		100250.00	0.00	0.00	100250.00	0.38	100250.00	0.00	0.38	0.00	0.00	0.00	0.00	0.00	100250.00	
51 ANIL KUMAR	AVUPK3812B		100700.00	0.00	0.00	100700.00	0.38	100700.00	0.00	0.38	0.00	0.00	0.00	0.00	0.00	100700.00	
52 ASHOK KUMAR CHHAJER	ACTPC0205E		101220.00	0.00	0.00	101220.00	0.38	101220.00	0.00	0.38	0.00	0.00	0.00	0.00	0.00	101220.00	
53 RAM DAYAL SHARMA	ABCP57847L		105000.00	0.00	0.00	105000.00	0.40	105000.00	0.00	0.40	0.00	0.00	0.00	0.00	0.00	105000.00	
54 KRISHAN GOPAL	AGRP56717F		105000.00	0.00	0.00	105000.00	0.40	105000.00	0.00	0.40	0.00	0.00	0.00	0.00	0.00	105000.00	
55 RAM BHAGAT SHARMA	AHKPS5448K		105000.00	0.00	0.00	105000.00	0.40	105000.00	0.00	0.40	0.00	0.00	0.00	0.00	0.00	105000.00	
56 RAHUL KAMBOJ	AIPPK7640D		105000.00	0.00	0.00	105000.00	0.40	105000.00	0.00	0.40	0.00	0.00	0.00	0.00	0.00	105000.00	
57 RAVI KANT SHARMA	AUMPS5265K		105000.00	0.00	0.00	105000.00	0.40	105000.00	0.00	0.40	0.00	0.00	0.00	0.00	0.00	105000.00	
58 NAVJEEV KUMAR	BOJPK5174E		105000.00	0.00	0.00	105000.00	0.40	105000.00	0.00	0.40	0.00	0.00	0.00	0.00	0.00	105000.00	
59 PUNEET SHARMA	BIYPS4319J		110000.00	0.00	0.00	110000.00	0.42	110000.00	0.00	0.42	0.00	0.00	0.00	0.00	0.00	110000.00	
60 BIRENDRA KUMAR JHA	AIZPJ7984P		110000.00	0.00	0.00	110000.00	0.42	110000.00	0.00	0.42	0.00	0.00	0.00	0.00	0.00	110000.00	
61 AJAY KUMAR	BYSKP66497E		112000.00	0.00	0.00	112000.00	0.42	112000.00	0.00	0.42	0.00	0.00	0.00	0.00	0.00	112000.00	
62 ASHISH KUMAR SINGH	BNKSP7612D		112000.00	0.00	0.00	112000.00	0.42	112000.00	0.00	0.42	0.00	0.00	0.00	0.00	0.00	112000.00	
63 ABHISHEK KUMAR SINGH	CRLP59428L		115000.00	0.00	0.00	115000.00	0.44	115000.00	0.00	0.44	0.00	0.00	0.00	0.00	0.00	115000.00	
64 AJAY KUMAR SINGH	EYUP50635Q		116050.00	0.00	0.00	116050.00	0.44	116050.00	0.00	0.44	0.00	0.00	0.00	0.00	0.00	116050.00	
65 N P AGRAWAL	AGIPAZ187N		125000.00	0.00	0.00	125000.00	0.47	125000.00	0.00	0.47	0.00	0.00	0.00	0.00	0.00	125000.00	
66 KANCHAN DEVI DHANUKA	AGHPD1005F		140000.00	0.00	0.00	140000.00	0.53	140000.00	0.00	0.53	0.00	0.00	0.00	0.00	0.00	140000.00	
67 MAHESH KUMAR MITTAL	AJFFM3279B		549750.00	0.00	0.00	549750.00	2.08	549750.00	0.00	2.08	0.00	0.00	0.00	0.00	0.00	549750.00	
TOTAL :==		67.00	4750635.00	0.00	0.00	4750635.00	18.00	4750635.00	0.00	18.00	0.00	0.00	0.00	0.00	0.00	2898270.00	
(b) NBFCs registered with RBI		0.00	0.00	0.00	0.00	0.00	0.00	0.00	0.00	0.00	0.00	0.00	0.00	0.00	0.00	0.00	
(c) Employee Trusts		0.00	0.00	0.00	0.00	0.00	0.00	0.00	0.00	0.00	0.00	0.00	0.00	0.00	0.00	0.00	
(d) Overseas Depositories (holding DRs) (balancing figure)		0.00	0.00	0.00	0.00	0.00	0.00	0.00	0.00	0.00	0.00	0.00	0.00	0.00	0.00	0.00	
(e) Any Other (specify):																	
Bodies Corporate																	
j) Holding 1% and above :																	
1 STOCKNET INTERNATIONAL LTD.			315400.00	0.00	0.00	315400.00	1.19	315400.00	0.00	1.19	0.00	0.00	0.00	0.00	0.00	0.00	
2 BHADRAVATI STEEL & URJA LIMITED	AACCG7988L		512125.00	0.00	0.00	512125.00	1.94	512125.00	0.00	1.94	0.00	0.00	0.00	0.00	0.00	0.00	
3 JAGDISHWAR PHARMA WORKS LTD.			600000.00	0.00	0.00	600000.00	2.27	600000.00	0.00	2.27	0.00	0.00	0.00	0.00	0.00	0.00	
4 OSHIN INVESTMENT & FINANCE PVT. LTD.	AAACC09051G		670000.00	0.00	0.00	670000.00	2.54	670000.00	0.00	2.54	0.00	0.00	0.00	0.00	0.00	0.00	
5 NOVELTY TRADERS LIMITED	AABCN8817E		730000.00	0.00	0.00	730000.00	2.77	730000.00	0.00	2.77	0.00	0.00	0.00	0.00	0.00	730000.00	
6 N. E. ELECTRONICS LIMITED	AAECN6895B		745000.00	0.00	0.00	745000.00	2.82	745000.00	0.00	2.82	0.00	0.00	0.00	0.00	0.00	745000.00	
7 STOCKNET INTERNATIONAL LTD.	AAECN6894F		813180.00	0.00	0.00	813180.00	3.08	813180.00	0.00	3.08	0.00	0.00	0.00	0.00	0.00	813180.00	
8 NISHTA TRADERS LIMITED	AAACN0756H		840050.00	0.00	0.00	840050.00	3.18	840050.00	0.00	3.18	0.00	0.00	0.00	0.00	0.00	840050.00	
9 IMPALA INDUSTRIAL ENT. LTD.			890000.00	0.00	0.00	890000.00	3.37	890000.00	0.00	3.37	0.00	0.00	0.00	0.00	0.00	890000.00	
10 MUKTAMANI FINCO LIMITED	AADCM3379E		1000000.00	0.00	0.00	1000000.00	3.79	1000000.00	0.00	3.79	0.00	0.00	0.00	0.00	0.00	1000000.00	
11 GATEWAY COMPUTERS PVT LTD.	AABC67845F		1276670.00	0.00	0.00	1276670.00	4.84	1276670.00	0.00	4.84	0.00	0.00	0.00	0.00	0.00	1276670.00	
12 KIRTI ELECTRO SYSTEMS (P) LTD.	AACCK0083G		1286075.00	0.00	0.00	1286075.00	4.87	1286075.00	0.00	4.87	0.00	0.00	0.00	0.00	0.00	1286075.00	
13 SUPER FINANCE LTD.	AAGCS7188C		1296650.00	0.00	0.00	1296650.00	4.91	1296650.00	0.00	4.91	0.00	0.00	0.00	0.00	0.00	1296650.00	
14 NEW OUTLOOK SECURITIES LIMITED	AABCN6529M		1301500.00	0.00	0.00	1301500.00	4.93	1301500.00	0.00	4.93	0.00	0.00	0.00	0.00	0.00	1301500.00	
15 BAY INLAND FINANCE PRIVATE LIMITED	AABCN6510A		1303495.00	0.00	0.00	1303495.00	4.94	1303495.00	0.00	4.94	0.00	0.00	0.00	0.00	0.00	1303495.00	
16 CLIFTONS PEARSON EXPORT & AGENCIES LIMITED	AACCC0049A		1304070.00	0.00	0.00	1304070.00	4.94	1304070.00	0.00	4.94	0.00	0.00	0.00	0.00	0.00	1304070.00	



Category & Name of shareholders (i)	PAN (ii)	Nos. of shareholders (iii)	No. of fully paid up equity shares held (iv)	No. of partly paid-up equity shares held (v)	Nos. of shares underlying Depository Receipts (vi)	Total nos. shares held (vii) = (iv)+(v)+(vi)	Shareholding g % calculated as per SCRR, 1957 As a % of (A+B+C2) (viii)	Number of Voting Rights held in each class of securities (ix)			No. of Shares Underlying Outstanding convertible securities (including Warrants) (x)	Shareholding as a % assuming full conversion of convertible securities (as a percentage of diluted share capital) (xi) = (vii)+(x) as a % of (A+B+C)	Number of Locked in shares (xii)		Number of Shares pledged or otherwise encumbered (a)	As a % of total Shares held (b)	Number of equity shares held in dematerialized form (xiv)
								No. of Voting Rights		Total as a % of Total Voting rights			No. (a)	As a % of total Shares held (b)			
								Class (Eq.)	Class y								
TOTAL :==		16.00	14884215.00	0.00	0.00	14884215.00	56.39	0.00	14884215.00	56.39	0.00	0.00	0.00	0.00	0.00	3212575.00	
ii) Holding Less than 1% :		15.00	785198.00	0.00	0.00	785198.00	2.97	0.00	785198.00	2.97	0.00	0.00	0.00	0.00	0.00	399240.00	
TOTAL :==		15.00	785198.00	0.00	0.00	785198.00	2.97	0.00	785198.00	2.97	0.00	0.00	0.00	0.00	0.00	399240.00	
Non Resident Indian		0.00	0.00	0.00	0.00	0.00	0.00	0.00	0.00	0.00	0.00	0.00	0.00	0.00	0.00	0.00	
Foreign National		0.00	0.00	0.00	0.00	0.00	0.00	0.00	0.00	0.00	0.00	0.00	0.00	0.00	0.00	0.00	
Overseas Corporate Bodies		0.00	0.00	0.00	0.00	0.00	0.00	0.00	0.00	0.00	0.00	0.00	0.00	0.00	0.00	0.00	
Foreign Bank		0.00	0.00	0.00	0.00	0.00	0.00	0.00	0.00	0.00	0.00	0.00	0.00	0.00	0.00	0.00	
Trust		0.00	0.00	0.00	0.00	0.00	0.00	0.00	0.00	0.00	0.00	0.00	0.00	0.00	0.00	0.00	
Foreign Company		0.00	0.00	0.00	0.00	0.00	0.00	0.00	0.00	0.00	0.00	0.00	0.00	0.00	0.00	0.00	
Others		0.00	0.00	0.00	0.00	0.00	0.00	0.00	0.00	0.00	0.00	0.00	0.00	0.00	0.00	0.00	
Sub Total (B)(3) :		238.00	21844945.00	0.00	0.00	21844945.00	82.76	21844945.00	0.00	21844945.00	82.76	0.00	0.00	0.00	0.00	7543472.00	
Total Public shareholding : (B) = (B)(1)+(B)(2)+(B)(3)		239.00	21864945.00	0.00	0.00	21864945.00	82.84	21864945.00	0.00	21864945.00	82.84	0.00	0.00	0.00	0.00	7563472.00	
IEPF Authority		0.00	0.00	0.00	0.00	0.00	0.00	0.00	0.00	0.00	0.00	0.00	0.00	0.00	0.00	0.00	
TOTAL ->		246.00	26395075.00	0.00	0.00	26395075.00	100.00	26395075.00	0.00	26395075.00	100.00	0.00	0.00	0.00	0.00	12093602.00	




Table IV - Statement showing shareholding pattern of the Non Promoter - Non Public shareholder

Category & Name of shareholders (I)	PAN (II)	Nos. of shareholders (III)	No. of fully paid up equity shares held (IV)	No. of partly paid-up equity shares held (V)	Nos. of shares underlying Depository Receipt (VI)	Total nos. shares held (VII) = (IV)+(V)+(VI)	Shareholding % calculated as per SCRR, 1987 As a % of (A+B+C2) (VIII)	Number of Voting Rights held in each class of securities (IX)			No. of Shares Underlying Outstanding convertible securities (including Warrants) (X)	Shareholding as a % assuming full conversion of convertible securities as a percentage of diluted share capital (XI) = (VII)+(X) as a % of (A+B+C)	Number of Locked in shares (XII)		Number of Shares pledged or otherwise encumbered (XIII)		Number of equity shares held in dematerialized form (XIV)	
								No. of Voting Rights					As a % of total Shares held (b)	No. (a)	As a % of total Shares held (b)	No. (a)		As a % of total Shares held (b)
								Class (Eq.)	Class y	Total								
(1) Custodian: DR Holder																		
(2) Employee Benefit Trust (under SEBI (share based Employee Benefit) Regulations, 2014)																		
Total Non-Promoter - Non-Public Shareholding (C)=(I)+(II)+(III)+(IV)+(V)+(VI)+(VII)+(VIII)+(IX)+(X)+(XI)+(XII)+(XIII)+(XIV)																		

