

Format of holding of specified securities

Annexure - I

1. Name of the Listed Entity : LOGIC INFOTECH LIMITED
2. Scrip Code : **LOGICINFO** /Name of Scrip : **LOGIC INFOTECH LIMITED** /Class of Security : Equity Shares
3. Share Holding Pattern Field under: Reg.31(1)(b)/Reg.31(1)(c)
 - a. If under 31(1)(b) then indicate the report for Quarter ending 31.12.2022
4. Declaration: The Listed entity is required to submit the following declaration to the extent of submission of information:-

	Particulars	Yes*	No*
1.	Whether the Listed Entity has issued any partly paid up shares ?		No
2.	Whether the Listed Entity has issued any Convertible Securities or Warrants ?		No
3.	Whether the Listed Entity has any shares against which depository receipts are issued ?		No
4.	Whether the Listed Entity has any shares in locked-in ?		No
5.	Whether any shares held by promoters are pledge or otherwise encumbered ?		No

5. The tabular format for disclosure of holding of specified securities is as follows :-




Table I - Summary Statement holding of specified securities

Category (I)	Category of shareholder (II)	Nos. of shareholders (III)	No. of fully paid up equity shares held (IV)	No. of partly paid-up equity shares held (V)	No. of shares underlying Depository Receipt (VI)	Total nos. shares held (VII) = (IV)+(V)+(VI)	Shareholding as a % of total no. of shares (calculated as per SCRR, 1957) (VIII) As a % of (A+B+C2)	Number of Voting Rights held in each class of securities (IX)			No. of Shares Underlying convertible securities (Including Warrants) (X)	Shareholding as a % assuming full conversion of convertible securities (as a percentage of diluted share capital) (XI)=(VII)+(X) as a % of (A+B+C)	Number of Locked in shares (XII)		Number of Shares pledged or otherwise encumbered (XIII)		Number of equity shares held in dematerialized form (XIV)	
								No. of Voting Rights					Total as a % of (A+B+C)	No. (a)	As a % of total Shares held (b)	No. (a)		As a % of total Shares held (b)
								Class eg: Eq.	Class eg: y	Total								
(A)	Promoter & Promoters Group	7	4530130			4530130	17	4530130		4530130	17						4530130	
(B)	Public	238	21864945			21864945	83	21864945		21864945	83						7563472	
(C)	Non Promoter-Non Public																	
(C1)	Shares underlying DRs																	
(C2)	Shares held by Employee Trust																	
	Total : =	245	26395075	0		26395075	100	26395075		26395075	100	0	0	0	0	0	12093602	
	Actual Holder->	251																



Table II - Statement showing shareholding of the Promoter and Promoter Group

Category & Name of shareholders (I)	Entity ID. (i.e. Promoter OR Promoter Group Entity)	PAN (II)	Nos. of shareholders (III)	No. of fully paid-up equity shares held (IV)	No. of partly paid-up equity shares held (V)	Nos. of shares underlying Depository Receipt (VI)	Total nos. shares held (VII) = (IV)+(V)+(VI)	Shareholding % calculated as per SCRR, 1957 As a % of (A+B+C2) (VIII)	Number of Voting Rights held in each class of securities (IX)			No. of Shares Underlying Outstanding convertible securities (Including Warrants) (X)	Shareholding as a % assuming full conversion of convertible securities (as a percentage of diluted share capital) (XI) = (VII)+(X) as a % of (A+B+C)	Number of Locked in shares (XII)		Number of Shares pledged or otherwise encumbered (XIII)		Number of equity shares held in dematerialized form (XIV)		
									No. of Voting Rights					Total as a % of Total Voting rights	No. (a)	As a % of total Shares held (b)	No. (a)		As a % of total Shares held (b)	
									Class (Eq.)	Class y	Total									
(1) INDIAN :																				
(a) Individuals / HUF				0	0	0	0	0	0	0	0	0	0	0	0	0	0	0	0	
(b) Central Govt./State Govt.(s)				0	0	0	0	0	0	0	0	0	0	0	0	0	0	0	0	
(c) Financial Institutions/Banks				0	0	0	0	0	0	0	0	0	0	0	0	0	0	0	0	
(d) Any Other (specify)																				
Bodies Corporate																				
1	ARTILLEGENCE BIO-INNOVATIONS LTD	Promoter Group	AAACI7359F		346660	0	0	346660	1	346660	0	346660	1	0	1	0	0	0	0	346660
2	VALANTINE FINEXIM PRIVATE LIMITED	Promoter Group	AABCV6019Q		400000	0	0	400000	2	400000	0	400000	2	0	2	0	0	0	0	400000
3	RAMKRISHNA FINCAP LTD	Promoter Group	AACCR2737C		400000	0	0	400000	2	400000	0	400000	2	0	2	0	0	0	0	400000
4	GANGA BUILDERS LTD.	Promoter Group	AAACG9808K		480000	0	0	480000	2	480000	0	480000	2	0	2	0	0	0	0	480000
5	BHASKAR FUND MANAGEMENT LTD	Promoter Group	AABC3120E		542500	0	0	542500	2	542500	0	542500	2	0	2	0	0	0	0	542500
6	GROMORE FUND MANAGEMENT COMPANY LTD.	Promoter Group	AAACG9919K		1080160	0	0	1080160	4	1080160	0	1080160	4	0	4	0	0	0	0	1080160
7	LAFFAN SOFTWARE LIMITED	Promoter Group	AAACL9664Q		1280810	0	0	1280810	5	1280810	0	1280810	5	0	5	0	0	0	0	1280810
	TOTAL :===			7	4530130	0	0	4530130	17	4530130	0	4530130	17	0	17	0	0	0	0	4530130
	Mutual Fund			0	0	0	0	0	0	0	0	0	0	0	0	0	0	0	0	0
	Trust			0	0	0	0	0	0	0	0	0	0	0	0	0	0	0	0	0
	Others			0	0	0	0	0	0	0	0	0	0	0	0	0	0	0	0	0
	Sub Total (A)(1) :			7	4530130	0	0	4530130	17	4530130	0	4530130	17	0	17	0	0	0	0	4530130
(2) FOREIGN :																				
(a) NRI / Foreign Individuals				0	0	0	0	0	0	0	0	0	0	0	0	0	0	0	0	0
(b) Foreign Govt.-Promoter				0	0	0	0	0	0	0	0	0	0	0	0	0	0	0	0	0
(c) Foreign Inst.Invst.(FII)				0	0	0	0	0	0	0	0	0	0	0	0	0	0	0	0	0
(d) Foreign Portfolio Investor				0	0	0	0	0	0	0	0	0	0	0	0	0	0	0	0	0
(e) Any Other (specify)																				
Foreign Company				0	0	0	0	0	0	0	0	0	0	0	0	0	0	0	0	0
Overseas Corporate Bodies				0	0	0	0	0	0	0	0	0	0	0	0	0	0	0	0	0
Foreign Bank				0	0	0	0	0	0	0	0	0	0	0	0	0	0	0	0	0
Sub Total (A)(2) :				0	0	0	0	0	0	0	0	0	0	0	0	0	0	0	0	0
Total Shareholding of Promoter and Promoter Group.(A) = (A)(1) + (A)(2) :				7	4530130	0	0	4530130	17	4530130	0	4530130	17	0	17	0	0	0	0	4530130



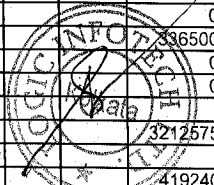


Table III - Statement showing shareholding pattern of the Public shareholder

Category & Name of shareholders (I)	PAN (II)	Nos. of shareholders (III)	No. of fully paid-up equity shares held (IV)	No. of partly paid- up equity shares held (V)	Nos. of shares underlying Depository Receipt (VI)	Total nos. shares held (VII) = (IV)+(V)+(VI)	Sharehold- ing % calculated as per SCRR, 1957 As a % of (A+B+C2) (VIII)	Number of Voting Rights held in each class of securities (IX)			No. of Shares Underlying Outstanding convertible securities (including Warrants) (X)	Shareholding as a % assuming full conversion of convertible securities (as a percentage of diluted share capital) (XI) = (VII)+(X) as a % of (A+B+C)	Number of Locked in shares (XII)		Number of Shares pledged or otherwise encumbered (XIII)		Number of equity shares held in dematerializ- ed form (XIV)	
								No. of Voting Rights					Total as a % of Total Voting rights	No. (a)	As a % of total Shares held (b)	No. (a)		As a % of total Shares held (b)
								Class (Eq.)	Class y	Total								
(1) Institutions (Domestic):																		
(a) Mutual Funds / UTI		0	0	0	0	0	0	0	0	0	0	0	0	0	0	0	0	0
(b) Venture Capital Funds		0	0	0	0	0	0	0	0	0	0	0	0	0	0	0	0	0
(c) Alternate Investment Fund		0	0	0	0	0	0	0	0	0	0	0	0	0	0	0	0	0
(d) Banks		0	0	0	0	0	0	0	0	0	0	0	0	0	0	0	0	0
(e) Insurance Companies		0	0	0	0	0	0	0	0	0	0	0	0	0	0	0	0	0
(f) Provident Funds/Pension Funds		0	0	0	0	0	0	0	0	0	0	0	0	0	0	0	0	0
(g) Asset Reconstruction Companies		0	0	0	0	0	0	0	0	0	0	0	0	0	0	0	0	0
(h) Sovereign Wealth Funds		0	0	0	0	0	0	0	0	0	0	0	0	0	0	0	0	0
(i) NBFCs REGISTERED WITH RBI		0	0	0	0	0	0	0	0	0	0	0	0	0	0	0	0	0
(j) Other Financial Institutions		0	0	0	0	0	0	0	0	0	0	0	0	0	0	0	0	0
(k) Any Other (specify)																		
Foreign Inst. Invst. (FII)		0	0	0	0	0	0	0	0	0	0	0	0	0	0	0	0	0
Sub Total (B)(1) :		0	0	0	0	0	0	0	0	0	0	0	0	0	0	0	0	0
(2) Institutions (Foreign):																		
(a) Foreign Direct Investment		0	0	0	0	0	0	0	0	0	0	0	0	0	0	0	0	0
(b) Foreign Venture Capital Investors		0	0	0	0	0	0	0	0	0	0	0	0	0	0	0	0	0
(c) Sovereign Wealth Funds		0	0	0	0	0	0	0	0	0	0	0	0	0	0	0	0	0
(d) Foreign Portfolio Investors Categ-I		0	0	0	0	0	0	0	0	0	0	0	0	0	0	0	0	0
(e) Foreign Portfolio Investors Cate-II		0	0	0	0	0	0	0	0	0	0	0	0	0	0	0	0	0
(f) Overseas Depositories (holding DRs)		0	0	0	0	0	0	0	0	0	0	0	0	0	0	0	0	0
(g) Any Other (specify)		0	0	0	0	0	0	0	0	0	0	0	0	0	0	0	0	0
Sub Total (B)(2) :		0	0	0	0	0	0	0	0	0	0	0	0	0	0	0	0	0
(3) Central Govt./State Govt.(s):																		
(a) Central Govt./President of India		0	0	0	0	0	0	0	0	0	0	0	0	0	0	0	0	0
(b) State Govt./Governor		0	0	0	0	0	0	0	0	0	0	0	0	0	0	0	0	0
(c) Shareholding by Companies or Bodies Corporate where Central/State Govt. is a Promoter.		0	0	0	0	0	0	0	0	0	0	0	0	0	0	0	0	0
Sub Total (B)(3) :		0	0	0	0	0	0	0	0	0	0	0	0	0	0	0	0	0
(4) Non-institutions :																		
(a) Associate companies / Subsidiaries		0	0	0	0	0	0	0	0	0	0	0	0	0	0	0	0	0
(b) Directors and their relatives (excluding independent directors and nominee directors)		0	0	0	0	0	0	0	0	0	0	0	0	0	0	0	0	0
(c) Key Managerial Personnel		0	0	0	0	0	0	0	0	0	0	0	0	0	0	0	0	0
(d) Relatives of promoters (other than "immediate relatives" of promoters disclosed under "Promoter and Promoter Group" category)		0	0	0	0	0	0	0	0	0	0	0	0	0	0	0	0	0
(e) Trusts where any person belonging to "Promoter and Promoter Group" category is "trustee", beneficiary,																		



Category & Name of shareholders (I)	PAN (II)	Nos. of shareholders (III)	No. of fully paid-up equity shares held (IV)	No. of partly paid-up equity shares held (V)	Nos. of shares underlying Depository Receipt (VI)	Total nos. shares held (VII) = (IV)+(V)+(VI)	Shareholding % calculated as per SCRR, 1967 As a % of (A+B+C2) (VIII)	Number of Voting Rights held in each class of securities (IX)			No. of Shares Outstanding convertible securities (including Warrants) (X)	Shareholding as a % assuming full conversion of convertible securities (as a percentage of diluted share capital) (XI) = (VII)+(X) as a % of (A+B+C)	Number of Locked in shares (XII)		Number of Shares pledged or otherwise encumbered (XIII)		Number of equity shares held in dematerialized form (XIV)	
								No. of Voting Rights					Total as a % of Total Voting rights	No. (a)	As a % of total Shares held (b)	No. (a)		As a % of total Shares held (b)
								Class (Eq.)	Class y	Total								
or "author of the trust".		0	0	0	0	0	0	0	0	0	0	0	0	0	0	0	0	
(f) Investor Education and Protection Fund (IEPF).		0	0	0	0	0	0	0	0	0	0	0	0	0	0	0	0	
(g) Resident individuals holding nominal share capital up to of Rs. 2 Lakh.																		
i) Holding 1% and above :																		
TOTAL :===		0	0	0	0	0	0	0	0	0	0	0	0	0	0	0	0	
ii) Holding Less than 1% :		140	1424897	0	0	1424897	5	1424897	0	1424897	5	0	5	0			1033387	
TOTAL :===		140	1424897	0	0	1424897	5	1424897	0	1424897	5	0	5	0			1033387	
(h) Resident individuals holding nominal share capital in excess of Rs. 2 Lakh.																		
i) Holding 1% and above :																		
1 MAHESH KUMAR MITTAL	AJFPM3279B		549750	0	0	549750	2	549750	0	549750	2	0	2	0	0		549750	
TOTAL :===		1	549750	0	0	549750	2	549750	0	549750	2	0	2	0			549750	
ii) Holding Less than 1% :		65	4200885	0	0	4200885	16	4200885	0	4200885	16	0	16	0			2348520	
TOTAL :===		65	4200885	0	0	4200885	16	4200885	0	4200885	16	0	16	0			2348520	
(i) Non Resident Indians (NRIs)		0	0	0	0	0	0	0	0	0	0	0	0	0	0	0	0	
(j) Foreign Nationals		0	0	0	0	0	0	0	0	0	0	0	0	0	0	0	0	
(k) Foreign Companies		0	0	0	0	0	0	0	0	0	0	0	0	0	0	0	0	
(l) Bodies Corporate																		
i) Holding 1% and above :																		
1 STOCKNET INTERNATIONAL LTD.			315400	0	0	315400	1	315400	0	315400	1	0	1	0	0		0	
2 BHADRAWATI STEEL & URJA LIMITED	AACCG7998L		512125	0	0	512125	2	512125	0	512125	2	0	2	0	0		0	
3 JAGDISHWAR PHARMA.WORKS LTD.			600000	0	0	600000	2	600000	0	600000	2	0	2	0	0		0	
4 OSHIN INVESTMENT & FINANCE PVT. LTD.	AAACO9051G		670000	0	0	670000	3	670000	0	670000	3	0	3	0	0		0	
5 NOVELTY TRADERS LIMITED	AABCN8817E		730000	0	0	730000	3	730000	0	730000	3	0	3	0	0		730000	
6 N. E. ELECTRONICS LIMITED	AAACN6695B		745000	0	0	745000	3	745000	0	745000	3	0	3	0	0		745000	
7 STOCKNET INTERNATIONAL LTD.	AAECS8494F		813180	0	0	813180	3	813180	0	813180	3	0	3	0	0		0	
8 NISTHA TRADERS LIMITED	AAACN0756H		840050	0	0	840050	3	840050	0	840050	3	0	3	0	0		0	
9 IMPALA INDUSTRIAL ENT. LTD.			890000	0	0	890000	3	890000	0	890000	3	0	3	0	0		0	
10 MUKTAMANI FINCO LIMITED	AADCM3379E		1000000	0	0	1000000	4	1000000	0	1000000	4	0	4	0	0		1000000	
11 GATEWAY COMPUTERS PVT.LTD.	AABCG7845F		1276670	0	0	1276670	5	1276670	0	1276670	5	0	5	0	0		0	
12 KIRTI ELECTRO SYSTEMS (P) LTD.	AACCK0083G		1286075	0	0	1286075	5	1286075	0	1286075	5	0	5	0	0		401075	
13 SUPER FINANCE LTD.	AAGCS7188C		1296650	0	0	1296650	5	1296650	0	1296650	5	0	5	0	0		0	
14 NEW OUTLOOK SECURITIES LIMITED	AABCN6529M		1301500	0	0	1301500	5	1301500	0	1301500	5	0	5	0	0		336500	
15 BAY INLAND FINANCE PRIVATE LIMITED	AABCB9510A		1303495	0	0	1303495	5	1303495	0	1303495	5	0	5	0	0		0	
16 CLIFTONS PEARSON EXPORT & AGENCIES LTD.	AACCC0049A		1304070	0	0	1304070	5	1304070	0	1304070	5	0	5	0	0		0	
TOTAL :===		16	14884215	0	0	14884215	56	14884215	0	14884215	56	0	56	0			3212575	
ii) Holding Less than 1% :		16	805198	0	0	805198	3	805198	0	805198	3	0	3	0			419240	



Category & Name of shareholders (I)	PAN (II)	Nos. of shareholders (III)	No. of fully paid-up equity shares held (IV)	No. of partly paid- up equity shares held (V)	Nos. of shares underlying Depository Receipt (VI)	Total nos. shares held (VII) = (IV)+(V)+(VI)	Sharehold- ing % calculated as per SCRR, 1957 As a % of (A+B+C2) (VIII)	Number of Voting Rights held in each class of securities (IX)			No. of Shares Underlying Outstanding convertible securities (including Warrants) (X)	Shareholding as a % assuming full conversion of convertible securities (as a percentage of diluted share capital) (XI) = (VII)+(X) as a % of (A+B+C)	Number of Locked in shares (XII)		Number of Shares pledged or otherwise encumbered (XIII)		Number of equity shares held in dematerializ- ed form (XIV)	
								No. of Voting Rights					Total as a % of Total Voting rights	No. (a)	As a % of total Shares held (b)	No. (a)		As a % of total Shares held (b)
								Class (Eq.)	Class y	Total								
TOTAL :===		16	805198	0	0	805198	3	805198	0	805198	3	0	3	0			419240	
(m) Any Other (specify) :		0	0	0	0	0	0	0	0	0	0	0	0	0	0			0
Overseas Corporate Bodies		0	0	0	0	0	0	0	0	0	0	0	0	0	0			0
Foreign Bank		0	0	0	0	0	0	0	0	0	0	0	0	0	0			0
Trust		0	0	0	0	0	0	0	0	0	0	0	0	0	0			0
Others		0	0	0	0	0	0	0	0	0	0	0	0	0	0			0
Sub Total (B)(3) :		238	21864945	0	0	21864945	83	21864945	0	21864945	83	0	83	0	0			7563472
Total Public shareholding : (B) = (B)(1)+(B)(2)+(B)(3)		238	21864945	0	0	21864945	83	21864945	0	21864945	83	0	83	0	0			7563472
TOTAL -->		245	26395075	0	0	26395075	100	26395075	0	26395075	100	0	100	0	0	0	0	12093602



Table IV - Statement showing shareholding pattern of the Non Promoter - Non Public shareholder

	Category & Name of shareholders (I)	PAN (II)	Nos. of shareholders (III)	No. of fully paid-up equity shares held (IV)	No. of partly paid-up equity shares held (V)	Nos. of shares underlying Depository Receipt (VI)	Total nos. shares held (VII) = (IV)+(V)+(VI)	Shareholding % calculated as per SCRR, 1957 As a % of (A+B+C2) (VIII)	Number of Voting Rights held in each class of securities (IX)			No. of Shares Underlying Outstanding convertible securities (Including Warrants) (X)	Shareholding as a % assuming full conversion of convertible securities (as a percentage of diluted share capital) (XI) = (VII)+(X) as a % of (A+B+C)	Number of Locked in shares (XII)		Number of Shares pledged or otherwise encumbered (XIII)		Number of equity shares held in dematerialized form (XIV)	
									No. of Voting Rights					Total as a % of Total Voting rights	No. (a)	As a % of total Shares held (b)	No. (a)		As a % of total Shares held (b)
									Class (Eq.)	Class y	Total								
(1)	Custodian DR Holder																		
(a)	Name of DR holder (if any)																		
(i)																			
(2)	Employee Benefit Trust / Employee Welfare Trust (under SEBI (share based Employee Benefits and Sweat Equity) Regulations, 2014																		
(a)	Name:																		
	Total Non-Promoter - Non-Public Shareholding (C)=(C)(1)+(C)+(2)																		

